

Roofs, Covers and Ancillaries

Comprehensive Roof and Cover Range




PVC Cover



Dome Roof



Trough Deck Roof



Double Membrane Cover



Glass-Fused-to-Steel Roof


Comprehensive Ancillary Range and other available options




Ladders & Platforms



Connections



Manways



Launders



Walkways



Glass-Fused-to-Steel Floors



Cones



Viewports



Level Indicators